


PhotoNews

Where shared passion for photography creates synergy & inspiration

Picture Credits - Richard Handley WSDP



"There is always in February some one day, at least, when one smells the yet distant, but surely coming, summer"

Gertrude Jekyll

Hello February! And with spring just around the corner, we are treated to an excellent monochrome study of flora by **Richard Handley** on page 9. Richard's work reflects the dualism of grey winter moods contrasted with the implied joy of summer colour through plants and flowers; his use of subtle shades captures the lingering melancholy of winter, while delicate highlights hint at the vibrant colours soon to emerge with spring - Richard, from everyone within the Club, **"Congratulations"** on gaining your Club Specialist Diploma, WSDP!

On page 2, we showcase the "Winners" and "Held Back" from round three of the hotly contested **PDI competition**. And the 'Tea Academy' is back! - with this month's protagonists caught in an act of Well, you make your own mind up! And, you can never have too many volunteers, so if you wish to take responsibility for the **big-red-teapot**, please contact **Liz Gillham** direct.

Also, if you are still contemplating New Year Resolutions, then look no further! On page 3 we have an overview of the **Club Diploma Scheme** - guaranteed to broaden your horizons, develop those photography skills and give your New Year a boost! While on page 13, we have the Coffee morning from **Café Piano** with **new member Pamela Harridine** making a debut appearance - welcome on board Pamela!

Regular Features

- Member Book Choice**

This month, the book of choice is selected by no other than **Liz Gillham!**
"Little People in the City"
- Club Notice Board.**

Features a **World Photo Adventure** to develop your creativity with an exploration in France!
- The CPG Group**

Gentle reminder!
The next **Contemporary Group meeting** is on **Thursday 5th February!**
- What's on this Month**

An Assessment evening, a Print competition and **"The Seeing Eye"** and **"Cohesive Project Creation"** evenings!
- The Digital Group**

Gentle reminder!
The next **Digital Group meeting** is on **Thursday 19th February!**
- 60 seconds with...**

Features the Chairman and accomplished wildlife photographer **Jeff Steady!**
- Events & Comps**

We have a free to enter competition from **The Photographic Angle** on the theme of **'Generations'**
- & Finally**

Features a few extracts from the **Photographers alternative Dictionary!**

Click on icons below to:

Submit an Article

Submit an Idea



Submit a Question

Submit Ad-Hoc Image

& Finally



PDI Competition #3

Winners & Leading Images

Liz Gillham – A Butchers Stare - 20pts



Wendy Allard – Green Iguana - 20pts



Alistair How served as the judge for round three and had the pleasure of assessing a total of 68 images across both competition categories. The top positions were awarded to **Liz Gillham** in the Intermediate section and **Wendy Allard** in the Advanced section - *congratulations* to both!

Both **Wendy** and **Liz** are now well positioned to contend for the overall titles, but the competition remains strong as demonstrated by five different members in round 3 each scoring maximum points for their images!

And, with such fierce competition, the final round in March is eagerly anticipated and will be super interesting; Will **Liz Gillham** and **Wendy Allard** prevail, or will **Lawrence Keen, Malcolm Styles** and **Richard Broomfield** steal their thunder?

Bob Tunstall – Common Blues Paired - 20pts



Phil Turney – Sunset Reflections on Cromer Beach - 20pts



Lawrence Keen – Sunset – 19 pts




Sue Biggart – Girl and Horse – 20 pts



David Hall – Worth A Second Look – 19 pts



Richard Broomfield – Sakrisoya Community Lofoten – 18 pts



Lawrence Keen – Just Hanging – 18 pts



Paul Minshull – Eye To The Prize – 18 pts



Wendy Allard – Two Mantis – 18 pts

Are you looking for inspiration?


The Worcester Camera Club

offers

- A FREE TO ALL -

Diploma scheme

If you're new to photography there is a 'General Diploma' which will help you master the basics. And, or those more accomplished, there are currently more than 20 'Specialised Diplomas'



David Sowerbutts WGDP

From David's point of view....

"I joined the Camera Club in September 2022 and soon afterwards set out on achieving the club general diploma as a way to spur me on to improve my photographic skills. With Clive's expert support and guidance, and often patience, I was able to work at my own pace, learning a great deal as I went. Thank you, Clive.

I have found the experience both challenging and rewarding and an invaluable for me in developing, and most importantly enjoying my photography. I would recommend this process to any club member in a similar position. I also value being a member of WCC and the interaction with fellow members who are always ready to help.

Now to the next challenge...."

A few words from Sally Ann....

"Participating in the General Diploma Scheme has been a great way for me to develop my interest in photography. I have learnt so many new skills as a result and have thoroughly enjoyed the whole process. I am very grateful to the club members who have offered support and in particular the help and guidance of Clive, which has been invaluable on my photography journey so far! I would strongly encourage others to participate in the Diploma Scheme. I am now looking forward to embarking on a Specialised Diploma"



The 'Specialised Diplomas'

cover areas such as architecture, nature and creative photography with guidance from experienced club members to help you achieve your goal.

The Diplomas offer an:

"Invaluable stepping stone"

towards Distinctions offered by the RPS and PAGB.



Selection of Assessors comments....

"This is an interesting set of images of well-known London buildings and views. Technically they have all been well handled, despite many being taken in very strong lighting conditions".

"Nick has succeeded very well in accomplishing the intention of his 'statement'.

A very accomplished and well put together panel showing both taking and processing skills of the highest order. It shows a very clear understanding of the particular approaches required to achieve good quality black and white results. There is clever use of shape, texture and line, allied with a skilful processing technique which adjusts and modifies tonal range where necessary so that the viewer's eye is directed where the photographer wants it to go. I also admire the astute use of formatting size to ensure that the images sit well together as a panel. An undoubted success and a very fine representation of the chosen part of the city".

"Nick's panel is well balanced and has images that have been chosen carefully to produce a cohesive and visually pleasing whole.

"He's produced a series of images that convey a specific mood and tone with a mix of images that are related to the common theme of urban landscapes".


"In summary, the panel is thoughtfully put together, visually striking and emotionally resonant".



Jeff says

I am delighted to have been awarded the club's specialised diploma in nature photography. Largely self-taught as far as taking wildlife pictures is concerned, my first attempt at presenting a diploma panel was not successful. In particular, there was a rather a lot I needed to learn in the areas of processing, selection and presentation of my images. In those important disciplines I have gained generous input from a range of fellow club members. My huge thanks to them. What they have instilled in me will be of lasting benefit. It will be evident I think through my panel that this has been very much a love affair with this wildlife photography genre. It goes along with my life-long love of the great outdoors, of wildlife, and birds not least, of travel and a touch of adventure. I wanted images that inspired me and perhaps reflected something of my life and loves, as well as reaching the required standard.

Attempting the diploma gave me every reason to get out and about. One outing took me, travelling alone, to a lodge on a forest river in Borneo. Another found me surrounded by a profusion of wildlife beyond Georgetown in The Gambia. Yet some of the best images in the panel are simply local. It has certainly been a lot of fun, and it has surely moved my nature photography forward.



Sue writes:

"I absolutely love taking photographs. My hobby started in 2008 when due to a cancelled holiday I enrolled on a six-week photography course.

Too often people look at an object and that's all they see. My panel shows examples of how I look at objects. I want to inspire others to look at everyday objects in a different way. My Creative Panel shows how I like to transform the ordinary into something that will challenge the viewer. Enrolling for a Diploma has made me concentrate on my photography. Instead of taking photographs, which I love, I focused on my Creative Panel. I had wonderful support from Clive, who encouraged me all the way."

*To discover more, and to find out how to take part, contact either:
Clive Haynes FRPS or Maddy Pennock ARPS
 our Diploma Coordinator and Deputy Co-ordinator respectively.*



Members Book Choice

from Liz Gillham

Little people in the city

The street art of Slinkachu

With my love of street photography, I was delighted to come across this book.

The photographs within it explore the juxtapositions of scale.



"The tiny figurines dabbling in puddles, nearly submerged in gargantuan bird droppings... and even indulging in obscenity"

"The images capture the evanescent existence of the diminutive in the great and troubling city"



It's a thought-provoking book with some great images, not all entirely suitable for younger readers in my humble opinion.

It's available from World of Books @£3.50 - bargain!

Purchase Here from
World of Books!

Specialist Diploma Awarded

to Richard Handley WSDP



Flora in Black and White

Why did you choose a specialist diploma?

About four years ago I completed a General Diploma and since then I've been happily exploring different genres and styles of photography. Around six months ago I felt ready to push myself further—both technically and creatively—and see what I could achieve. That's when I signed up for a Specialist Diploma.

Why this topic?

Quite simply, I've become increasingly drawn to black and white photography. As a member of Spetchley Park Gardens, I'm also surrounded by a near endless supply of interesting flowers, trees, and shrubs; so, it seemed only natural to combine the two and focus on 'flora in black and white'. Little did I realise what I was letting myself in for!

What did you do first?

After sharing my first few shots with my coach, Clive Haynes, I quickly discovered that black and white photography isn't just about stripping away colour; it's about adding that elusive something extra - that 'je ne sais quoi'. After some more experimenting I refined my objective to focus on the character and personality of plants when depicted in black and white.


What were the main learning points?

Seeing differently: I had to learn how to view colours and light as tones—shades of grey rather than hues. I'm still refining this skill, but it helps me choose subjects and settings that work well.

Experimenting in post processing: This was a whole new adventure for me. It took plenty of trial and error, but eventually I found techniques that gave my images the texture and mood I was after.

Did it go smoothly?

Not exactly! My first panel was rejected by the club assessors, who felt three of the fifteen images didn't quite harmonise with the rest. It's hard to ignore feedback from a group of assessors bristling with photographic distinctions, and having got so far, I decided to press on. I replaced the weaker images, reworked the layout, and—confession time—the assessors were absolutely right. The revised panel was an improvement. I was informed during November of success in my WSDP Diploma submission.






Any memorable encounters?

A few! At Spetchley Park, a tour guide once introduced me to a group of visitors as "the garden photographer" and asked me to say a few words. Declining wasn't an option as I had a tripod wedged in the flower beds and one foot dangerously close to a rather lovely Peruvian Lily. Lesson learned - never get caught like that again!

What next?

Simply to keep enjoying photography. Future shots may well be of flora; some may even be in black and white - but I don't know. For now, I'm happy to continue exploring and clicking, although I may well tackle another Specialist Diploma at some point.

Richard Handley WSDP



***Flora in Black and White
Richard Handley WSDP***

And to finish, here are some words from Richard's assessor:

"Richard worked with diligence and purpose to produce a striking panel of images to represent his view and interpretation of the natural world in black and white.

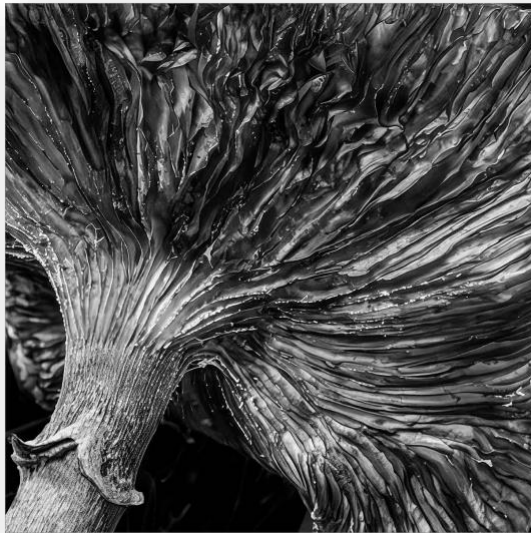
Black and white photography simplifies the subject, by relying upon form, line, shape, tone and texture.

It's not an easy medium to master and Richard's panel exemplifies both seeing and intent.

There are some quite exquisite images ranging from the lace-like and delicate images on the top line to dramatic graphic shapes and intricate details lower down.

A very enjoyable set of images looking at plants in close-up with an eye for visual rhythm and exquisite detail"

Clive Haynes FRPS



View Richard's WSDP slideshow of
Flora in Black and White
on YouTube





The Tea Academy

Promoting Teamwork

Fun & Camaraderie



Derek and David were the first tea- trained volunteers:

*"To step up to the 'hatch'
at the Members Evening on Tuesday"*

And they greet all their customers with a **big** smile!

If you'd like to help out with refreshments, once in a while,
please do let me know.

You'll be welcomed with a big **Red** teapot!

Liz Gillham

Keep smiling Dave! They
might not notice you've
eaten all the biscuits!





CLUB NOTICE BOARD

French Experience Photo Workshop

Carcassonne Edition June 2026




The French Experience Photo Workshop – 13th – 20th **June 2026.**

One week Photo Workshop in the South of France with Wilf James.

Stay with us in Carcassonne and create exceptional images against some of the region's most striking backdrops. Throughout the week, we will use the atmospheric medieval streets, panoramic viewpoints and historic settings of Carcassonne to elevate every shoot. A full-day visit to Château Belflou adds another magnificent location, offering grand architecture and sweeping landscapes ideal for crafting truly memorable photographs.

This is a unique opportunity to refine your craft in one of the most beautiful and culturally rich areas of France—where history, light and inspiration meet.

Price: £1,695.00. See below for details.



[Book](#)


The French Experience Photo Workshop – Carcassonne Edition

This workshop blends photographic practice, creative exploration, and the rich atmosphere of Carcassonne. Over the week, participants will work across a range of subjects: street and architectural scenes, atmospheric night locations, and a series of portrait sessions with two professional models. Each shoot is structured to provide focused support in small groups, with individual guidance on using natural light, controlling contrast, working with reflectors and diffusers, and integrating off-camera and on-camera flash when the style calls for it. All lighting equipment required for group setups is supplied.

The programme is designed for photographers from all backgrounds. Whether using a DSLR, mirrorless system, or compact camera, you will gain practical techniques to refine your approach to location portraiture, environmental storytelling, and the visual language of the French streetscape. The core emphasis is on learning to see: recognising how light, geometry, and gesture shape an image, and using that awareness to build stronger, more intentional photographs.

Teaching unfolds through a combination of short briefings, live demonstrations, and on-location field sessions throughout the city. Group discussion and constructive critique ensure a supportive environment where ideas can develop and confidence grows naturally.

Above all, The French Experience invites experimentation. You will return home with sharpened technique, a clearer personal direction, and a renewed sense of creative energy.



Coffee Morning @ Café Piano



Lovely to see club members having a good old chat at Cafe Piano at the start of the New Year.


The staff at the cafe were very helpful putting tables together for us and we very much enjoyed the ambiance.

A big welcome to a new member, Pamela!

Looking forward to the next get-together. Look out for the email inviting you along!

Liz Gillham





60 seconds with...

Jeff Steady

1. How long have you been a member?

A little over ten years

2. How did you find out about WCC?

I met a club member on a British wildlife photography weekend.

3. What do you or did you do as a career?

I had 2 careers, often running alongside each other (but not always). The first was Accountant – I joined the Worcestershire County Treasurer's Department in 1962 on leaving King's School. The second was Church leader in UK, Africa and other countries.

4. Do you have any other Hobbies outside of Photography?

A few! Cooking, reading history, birding, travel, and gardening. And this year I've walked the Gloucestershire Way in stages. I'm a Christian and an active church member.

5. How did you get into photography?

A seed was sown with a gift of a cine camera which I took to Africa on my first, 3 years, stint in 1969. I used it in various African countries including Uganda, where I got close-up captures of Idi Amin in 1970, as well of course as much else.

6. What do you love about photography?

Club competitions!

7. What is your favourite genre within Photography?

Wildlife.

8. Do you have any favourite photographers?

Lots, including club members Bob Oakley and Bob Green among others. They have consistently inspired me with their work, passion, vision and skills.

9. In what way has joining the Club helped your Photography develop?

It picked me up from a low level of competence and carried me along with many a helping hand through competitions and diplomas to RPS distinctions. I've dabbled with international salons and hope to do more.

10. The Worcestershire Camera Club is.....an excellent club with a terrific team and great prospects if we can grasp them.





What's On this Month?

All events start at 7.30pm unless stated

FEBRUARY

TUE 3rd	Members Evening - "Assessment Evening#2"	Bishop Allenby Hall
THU 5th	Contemporary Group	Zoom
TUE 10 TH	Martin Fry - "The Seeing Eye"	BAH
THU 12 TH	Photography Development Group	Royal British Legion Club
TUE 17 TH	Charlotte Bellamy - "Cohesive Project Creation"	Zoom
THU 19 TH	Digital Group	Royal British Legion Club
TUE 24 TH	Print Competition 2 - "Judge: Rob Cowell"	Bishop Allenby Hall
THU 26 TH	Audio Visual Group	Royal British Legion Club

MARCH

TUE 3 RD	Rosemary Wilman "The Way I See It - Focus on Composition - people and places"	Zoom
THU 5 TH	Contemporary Group	Zoom
TUE 10 TH	PDI Competition 4 - "Judge: Peter Turner CPAGB"	Bishop Allenby Hall

Click on venue pictures to get directions:



Royal British Legion
Claines

WR3 7PL



Bishop Allenby Hall
Worcester

WR3 7HS



Competitions Events & Exhibitions



GENERATIONS

Our new competition is on the theme of 'Generations' and we hope this will inspire you and your creativity.

In our family, we have four generations, but we can rarely get a photograph of all of us together! One day I hope we will be able to.

'Generations' is open to your own interpretation – maybe there is a building that has been added to over the generations? Maybe you have animals that you have cared for over the generations? Maybe there is a landscape that shows the scars of generations of erosion?

Your challenge for this competition is to produce up to five images that clearly show how you have interpreted the theme of 'Generations' to produce a strong composition.

This competition will end at midnight on 28th February 2026

Photo (C) : 'Mother and the Son' artist unknown, from our 'Our Stories' catalogue



Generations.
Free to enter.
Closes midnight
28 Feb.

Win a £50
Amazon Gift
Card

ENTER COMPETITION

THE
**Photography
& Video** SHOW



14 – 17 March 2026 • NEC Birmingham

Show info

Opening hours:

10:00-17:00

Dates:

Sat, 14 March - Tues, 17 March

Location:

Hall 5, NEC Birmingham

Entry
60+
£15.95

14 – 17 MARCH 2026
NEC • BIRMINGHAM

The UK's leading event
for *any* visual
storyteller

TICKET INFO

BOOK A STAND

THE
**Photography
& Video** SHOW

